

Wednesday, August 3, 2022



# MORNING REPORT

The market was volatile and managed to eke out moderate gains due to recovery in the last couple of hours of trade on August 2. Hence, there was a continuation in the uptrend for the fifth consecutive session.

The BSE Sensex rose 21 points to 58,136, while the Nifty50 increased 5.5 points to 17,345.50 and formed a Doji kind of indecisive pattern on the daily charts on Tuesday, with higher high-higher low formation for the fourth straight session.

## STOCKS IN NEWS

### Subex:

Jio Platforms announced a partnership with Subex for its AI Orchestration Platform, HyperSense, which can enable telcos to deliver on the promise of AI across the data value chain. Jio Platforms will offer its Cloud Native 5G Core to telecom companies globally along with Subex's HyperSense for enabling closed-loop network automation, product performance and customer experience analytics.

### Paradeep Phosphates:


The company reported a 4.7 percent year-on-year increase in consolidated profit at Rs 62.77 crore for the quarter ended June 2022, impacted by higher finance cost, and input cost but supported by top line. Revenue from operations grew by 85 percent YoY to Rs 2,434.66 crore during the same period.

### Voltas:

The company registered a 10 percent year-on-year decline in profit at Rs 110 crore for the quarter ended June 2022 dented by other income. Revenue grew by 50 percent YoY to Rs 2,795 crore during the same period largely driven by the unitary cooling products segment that grew 125 percent YoY.

### eClerx Services:

The company said the board of directors will hold a meeting on August 9 to consider the issuance of bonus equity shares. The board will also consider un-audited financial results (consolidated and standalone) of the company for the quarter ended June 2022, on the same date.



ICICIBANK	0.68%
HDFCBANK	1.16%
INFOSYS	1.78%
Wipro	1.15%
TATAMOTORS	1.17%
DRREDDY	-1.59%

## STOCKS TO WATCH TODAY

- JKpaper
- Balajiamine
- Mindacorp
- Federalbnk
- KElindustries

# FOREIGN BROKRAGES REPORT



Brokerage name	RATING	WEIGHTAGE	INDUSTRY	Stocks NSE code	Target	CMP	Target %
NOMURA	upgrade	BUY	Housing Finance	HDFC	2850	2378	20%
MACQUARIE	upgrade	OUTPERFORM	Housing Finance	HDFC	2960	2378	24%
HSBC	upgrade	BUY	Pharmaceuticals	SUNPHARMA	1120	943	19%
NOMURA	upgrade	BUY	Pharmaceuticals	TORNTPHARM	1782	1529	17%
NOMURA	upgrade	BUY	Refineries	IOC	85	73	16%

## STOCKS UNDER F&O BAN ON NSE

No stocks under ban

## EARNINGS REVIEWS



### Bajfinance QOQ (Q1FY23) CONSOLIDATED

1. Sales up by 8% at 8979 cr V/S 8347 on QoQ basis.
2. Quarter Sales is increasing from last 5 qtr
3. Operating Profit up by 7% at 4369 cr V/S 4072 cr on QoQ basis.
4. Profit up by 7.30% at 2596 cr V/S 2420 cr on OoO basis.



### KOTAKBANK QOQ (Q1FY23) CONSOLIDATED

1. Sales down by -8.50% at 71228 cr V/S 77857 on QoQ basis.
2. Operating Profit down by -43.40% at 4794 cr V/S 8472 cr on QoQ basis.

3. Profit down by -353.60% at -4987.01 cr V/S -1099.32 cr on QoQ basis.
4. PAT margin at -7.00% V/S -1.41% on QoQ basis



### UBL QOQ (Q1FY23)CONSOLIDATED

1. Sales up by 43% at 2439 cr V/S 1709 on QoQ basis.
2. Quarter Sales is increasing from last 5 qtr
3. Operating Profit up by 0.70% at 277 cr V/S 275 cr on QoQ basis.
4. PAT margin at 7% V/S 10% on QoQ basis
5. Profit down by -0.80% at 163 cr V/S 164 cr on QoQ basis.

# STOCKS WITH A HIGH DELIVERY PERCENTAGE



A HIGH DELIVERY PERCENTAGE SUGGESTS THAT INVESTORS ARE SHOWING INTEREST IN THESE STOCKS.

Symbol	Future Price	Future Price %	Oi Future	Oi Future %	Delivery	Delivery %
HCLTECH	953.95	-0.32%	2,13,25,500	-1.71%	60,60,419	84.61%
POWERGRID	220.85	1.26%	4,91,77,800	-3.85%	1,04,14,413	71.82%
HDFCBANK	1,433.75	-1.18%	6,11,65,500	1.62%	52,64,966	68.85%
COROMANDEL	1,048.80	-0.38%	13,02,700	2.53%	6,27,903	66.04%
AMBUJACEM	381.15	0.83%	4,69,00,800	11.77%	62,79,130	65.62%
UBL	1,601.60	-0.51%	11,56,800	-4.05%	1,81,395	64.25%
ICICIBANK	815.7	-0.80%	6,50,84,250	1.61%	69,50,406	61.95%
ICICIGI	1,246.55	0.69%	32,65,275	-1.28%	3,21,197	61.91%
M&M	1,258.35	1.10%	1,11,97,200	-2.28%	34,87,347	61.19%
HDFCLIFE	541.15	-1.39%	3,30,08,800	0.76%	36,26,273	61.04%

## STOCKS SAW LONG BUILD-UP

Symbol	Future Price	Future Price %	Oi Future	Oi Future %
CONCOR	728.2	2.31%	43,04,000	18.86%
EICHERMOT	3,118.75	1.03%	34,94,400	14.64%
BOSCHLTD	17,914.90	0.84%	1,73,100	14.30%
AUBANK	619.6	3.00%	73,04,000	13.43%
AMBUJACEM	381.15	0.83%	4,69,00,800	11.77%
ABFRL	281.25	2.70%	1,14,08,800	10.22%
BALRAMCHIN	402.55	1.85%	75,87,200	9.64%
GRANULES	313.55	2.35%	1,38,10,000	7.20%
BANKBARODA	122.35	4.80%	10,35,97,650	6.47%
CUB	162.9	1.05%	56,40,000	6.21%

## STOCKS SAW LONG UNWINDING

Symbol	Future Price	Future Price %	Oi Future	Oi Future %
HINDALCO	415.3	-1.38%	2,68,29,850	-5.47%
PERSISTENT	3,632.65	-1.10%	6,60,000	-4.97%
MANAPPURAM	102.95	-0.68%	2,80,80,000	-4.45%
ASTRAL	1,894.25	-0.06%	6,81,175	-4.40%
UBL	1,601.60	-0.51%	11,56,800	-4.05%
MFSL	851.6	-3.28%	16,30,200	-3.09%
OBEROIRLTY	921.75	-1.63%	52,17,800	-3.02%
DALBHARAT	1,588.55	-0.57%	10,37,500	-2.99%
ATUL	9,200.15	-0.03%	1,01,250	-2.67%
WIPRO	430.65	-0.09%	4,29,15,000	-2.65%

## STOCKS SAW SHORT BUILDUP

Symbol	Future Price	Future Price %	Oi Future	Oi Future %
FSL	104.25	-4.75%	2,29,68,400	32.32%
SYNGENE	560.35	-2.41%	22,79,000	30.60%
ESCORTS	1,596.10	-6.50%	30,89,350	11.69%
INDUSTOWER	219.95	-3.42%	1,33,11,200	11.20%
TATACONSUM	815.7	-0.01%	77,62,500	9.34%
GAIL	142.2	-3.85%	2,95,36,200	9.00%
VOLTAS	1,003.05	-0.18%	43,61,500	8.21%
ACC	2,240.50	-0.03%	22,58,500	6.92%
NAVINFLUOR	4,310.45	-1.25%	5,53,050	6.41%
COFORGE	3,764.50	-3.39%	7,77,000	6.30%

## STOCKS SAW SHORT COVERING

Symbol	Future Price	Future Price %	Oi Future	Oi Future %
ABBOTINDIA	20,543.25	0.73%	39,960	-7.93%
BALKRISIND	2,441.30	2.06%	14,46,000	-6.26%
CHOLAFIN	748.85	1.45%	78,16,250	-4.42%
MRF	87,967.90	1.28%	75,410	-4.42%
POWERGRID	220.85	1.26%	4,91,77,800	-3.85%
CANBK	234.45	3.53%	3,98,14,200	-3.58%
RELIANCE	2,582.60	0.29%	3,27,98,000	-3.43%
APOLLOTYRE	228.55	2.49%	1,17,00,500	-3.41%
IOC	70	1.30%	6,92,73,750	-2.46%
M&M	1,258.35	1.10%	1,11,97,200	-2.28%



BSE Code	Company	Industry	Mcap	Score
539254	ADANITRANS	Power Generation	364498.39	25
533096	ADANIPOWER	Power Generation	124097.01	77
543458	AWL	Solvent Extraction	89879.27	58
532424	GODREJCP	Personal Care	88078.23	55
539448	INDIGO	Transport - Airlines	72838.19	40
523642	PIIND	Pesticides	46781.52	80
539336	GUJGAS	Miscellaneous	32309.59	71
532822	IDEA	Telecommunications - S	29292.39	44
500257	LUPIN	Pharmaceuticals	29160.62	42
540691	ABCAPITAL	Finance	26038.05	56





# OPTION DATA

## CHANGE IN CALL OPEN INTREST



## CHANGE IN PUT OPEN INTEREST



### CASH MARKET

RS CRORE

FII CASH 2320

DII CASH 822.23

### FII's IN DERIVATIVES

RS CRORE

INDEX FUTURES 2095

INDEX OPTIONS -668

STOCK FUTURES 597

STOCK OPTIONS -71

## TODAY'S CORPORATE ACTIONS

- Ex-Date Final Dividend : BHARTI AIRTEL LTD, GUJARAT AMBUJA EXPORTS LTD, IIFL Wealth Management Ltd
- Ex-Date Stock Split/Bonus Issue:
- Record Date Right: Ami Organics Ltd

# INDICES TREND



Indices	02-08-2022	01-08-2022	29-07-2022	28-07-2022	27-07-2022
Dow Jones Industrial Average	strong	strong	strong	strong	strong
NASDAQ	strong	strong	strong	weak	moderate
DAX	strong	strong	moderate	weak	strong
CAC	strong	strong	strong	strong	strong
FTSE 100	strong	strong	strong	strong	strong
Nikkei 225	strong	strong	strong	strong	strong
Shanghai Composite	moderate	strong	strong	moderate	weak
Hang Seng	weak	moderate	strong	strong	weak

Indian Indices	02-08-2022	01-08-2022	29-07-2022	28-07-2022	27-07-2022
Nifty 50	strong	strong	strong	strong	strong
Nifty Bank	strong	strong	strong	strong	strong
Nifty Midcap 50	strong	strong	strong	moderate	strong
Nifty Midcap 100	strong	strong	strong	moderate	strong
Nifty Metal	strong	strong	strong	strong	strong
Nifty MNC	strong	strong	strong	moderate	strong
Nifty Media	strong	strong	strong	strong	strong
Nifty Pharma	strong	strong	strong	weak	moderate
Nifty PSU Bank	strong	strong	strong	strong	strong
Nifty IT	strong	strong	moderate	moderate	strong
Nifty Infra	strong	strong	strong	strong	strong
Nifty Energy	strong	strong	moderate	moderate	moderate
Nifty FMCG	strong	strong	strong	strong	very strong
Nifty Financial Services	strong	strong	strong	strong	strong
Nifty Realty	strong	strong	strong	strong	strong
Nifty Auto	strong	moderate	moderate	moderate	strong
Nifty Commodity	strong	strong	strong	strong	strong
Nifty PSE	strong	strong	strong	strong	strong
Nifty Service Sector	strong	strong	strong	strong	strong

# INDICES TREND

NCDEX	02-08-2022	01-08-2022	29-07-2022	28-07-2022	27-07-2022
TMC	moderate	moderate	moderate	moderate	weak
CHANA	moderate	moderate	moderate	moderate	moderate
CASTOR	moderate	moderate	moderate	moderate	weak
GUARSEED	weak	weak	moderate	moderate	weak
SYBEANIDR	weak	weak	weak	weak	weak
DHANIYA	strong	moderate	moderate	moderate	weak
RMSEED	strong	strong	strong	strong	strong
COCUDAKL	strong	strong	strong	strong	strong
JEERA	strong	strong	strong	strong	strong
SYOREF	weak	weak	weak	weak	weak

MCX	02-08-2022	01-08-2022	29-07-2022	28-07-2022	27-07-2022
GOLD	strong	strong	moderate	weak	weak
SILVER	strong	strong	weak	weak	weak
CRUDE	strong	moderate	moderate	weak	moderate
NATURALGAS	weak	weak	strong	very strong	strong
LEAD	moderate	strong	moderate	strong	strong
CPO	strong	strong	strong	strong	strong
ZINC	strong	strong	strong	strong	moderate
COPPER	strong	strong	strong	weak	weak
MENTHAOIL	weak	weak	moderate	weak	weak
COTTON	moderate	strong	strong	strong	strong
ALUMINIUM	strong	strong	moderate	weak	weak
NICKEL	weak	weak	weak	weak	weak

Currency	02-08-2022	01-08-2022	29-07-2022	28-07-2022	27-07-2022
USDINR	moderate	strong	strong	strong	strong
EURINR	moderate	weak	weak	weak	strong
GBPINR	strong	strong	strong	moderate	strong
JPYINR	strong	strong	moderate	moderate	moderate

**Disclaimer:** This report is for private circulation within the Indira Group. This report is strictly confidential and for information of the selected recipient only and may not be altered in any way, transmitted to, copied or distributed, in part or in whole, to any other person or to the media or reproduced in any form. This report should not be construed as an offer or solicitation to buy or sell any securities or any interest in securities. It does not constitute a personal recommendation or take into account the particular investment objectives, financial situations, or any such factor. The information, opinions estimates and forecasts contained here have been obtained from, or are based upon, sources we believe to be reliable, but no representation of warranty, express or implied, is made by us to their accuracy or completeness. Opinions expressed are our current opinions as of the date appearing on this material only and are subject to change without notice.

